

punt

ART, CRAFT & DESIGN



LITERATURA OPEN

TECHNICAL INFORMATION SHEET

LITERATURA OPEN

BY VICENT MARTÍNEZ, 2014

punt



PRODUCT TYPE

Bookcases, sideboards & TV modules

Literatura Open is presented as a discreet evolution of the iconic bookcase designed by Vicent Martínez, recognised by the ADI FAC selection in 1986 and one of the protagonists in winning the National Design Award for Punt in 1997. In this version, the volume becomes more transparent and lighter thanks to its metallic structure, allowing it to be used both as a bookcase and as a room divider. It can also be personalised and completed by adding different complements such as containers or panels. Its shelves are fixed.

TIPOLOGÍA DE PRODUCTO

Librerías, aparadores y módulos de TV

Literatura Open se presenta como una discreta evolución de la icónica librería diseñada por Vicent Martínez, reconocida por la selección ADI FAC en 1986 y una de las protagonistas en la obtención del Premio Nacional de Diseño por Punt en 1997. En esta versión, el volumen se vuelve más transparente y ligero gracias a su estructura metálica, permitiendo emplearla tanto como librería como de pieza divisoria de espacios. Además, permite personalizarla y completarla añadiendo diferentes complementos como contenedores o paneles. Sus estantes son fijos.

DETAILS. DETALLES



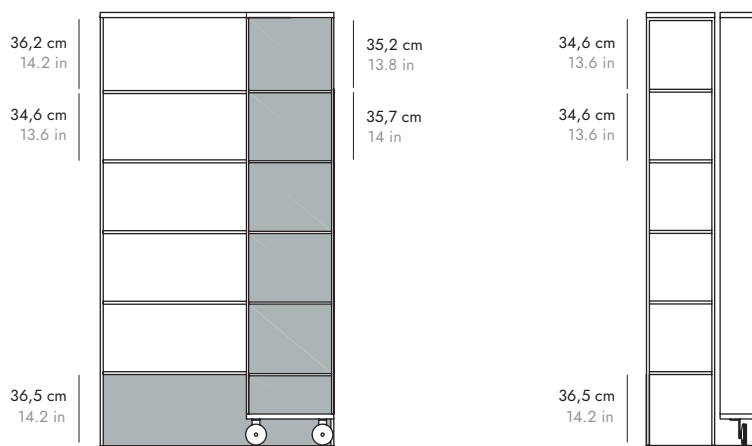
LITERATURA OPEN

BY VICENT MARTÍNEZ, 2014

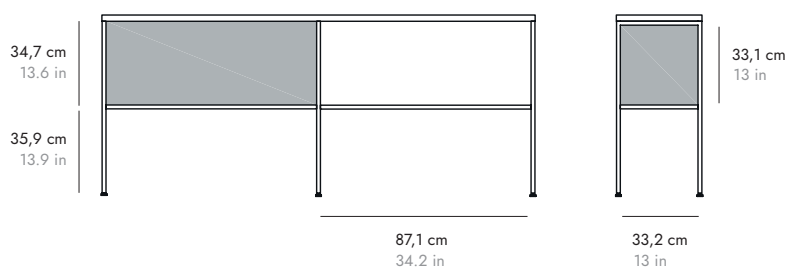
punt

INTERIOR DIMENSIONS MEDIDAS INTERIORES

BOOKCASE LIBRERÍA



SIDEBOARDS APARADORES



STABILITY ESTABILIDAD

Shelf compositions should be fixed to the wall for optimum stability and safety.

When used as a room divider, it is essential to use one container module per column.

Las composiciones de estanterías deben fijarse a la pared para lograr una estabilidad y seguridad óptima.

En caso de utilizarse como divisor de espacios es imprescindible utilizar un módulo contenedor por columna.

LITERATURA OPEN

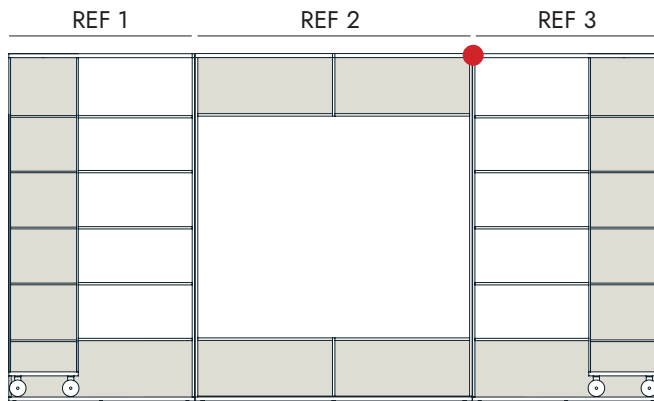
BY VICENT MARTÍNEZ, 2014

punt

MODULARITY MODULARIDAD

The Literatura Open shelving collection allows different references to be joined together.

La colección de estanterías Literatura Open permite unir diferentes referencias.



● Detail of the union of the structures.
Detalle unión de las estructuras.

SHELVES ESTANTES

Choice of Open shelves (black metal structure and shelves) or Selection shelves (black metal structure and oak or natural walnut wood shelf).

Posibilidad de elegir entre estantes Open (estructura y estantes metálicos negros) o estantes Selection (estructura metálica negra y estante en madera de roble o nogal natural).



OPEN: METAL SHELF
OPEN: ESTANTE METÁLICO



SELECTION: WOODEN SHELF
SELECTION: ESTANTE DE MADERA

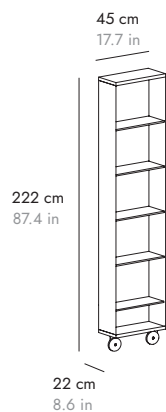
LITERATURA OPEN

BY VICENT MARTÍNEZ, 2014

punt

DIMENSIONS MODULE ON WHEELS H 226 cm - 88.9" DIMENSIONES CARRO H 226 cm - 88.9"

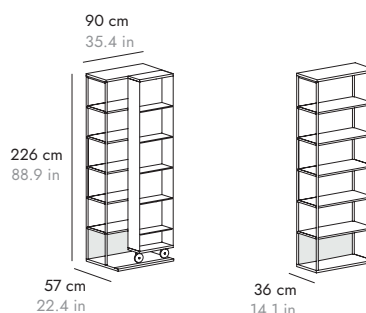
LOM500



DIMENSIONS H 226 cm - 88.9" DIMENSIONES H 226 cm - 88.9"

LOP510 With module on wheels. Con carro

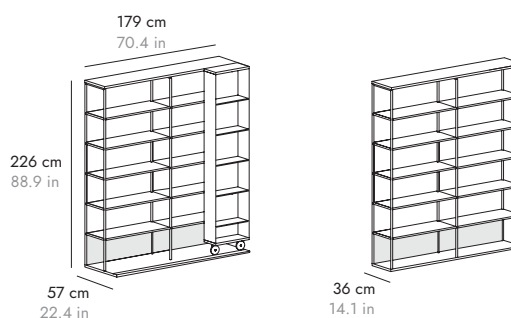
LOS510 Without module on wheels. Sin carro



Metal or wooden shelf. Estante de metal o madera

LOP520 With module on wheels. Con carro

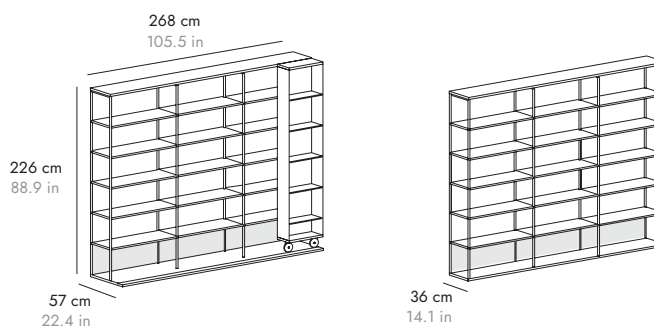
LOS520 Without module on wheels. Sin carro



Metal or wooden shelf. Estante de metal o madera

LOP530 With module on wheels. Con carro

LOS530 Without module on wheels. Sin carro



Metal or wooden shelf. Estante de metal o madera

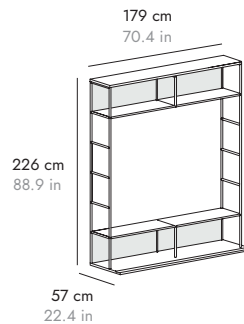
LITERATURA OPEN

BY VICENT MARTÍNEZ, 2014

punt

DIMENSIONS H 226 cm - 88.9" DIMENSIONES H 226 cm - 88.9"

LOP522 TV Module. Módulo TV



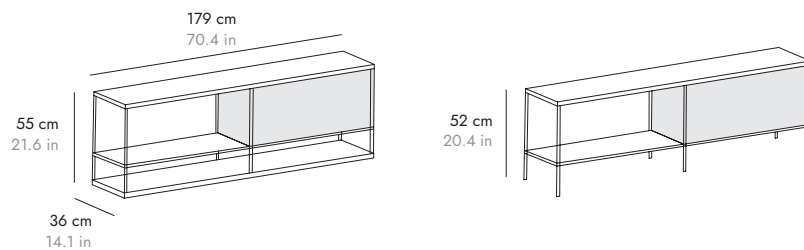
Metal or wooden shelf. Estante de metal o madera

DIMENSIONS SIDEBOARDS H 55 cm - 21.6" DIMENSIONES APARADORES H 55 cm - 21.6"

LOP003 With base. Con base

LOS003 Without base. Sin base

Wall fixing. Fijar a pared



Metal shelf. Estante de metal

LITERATURA OPEN


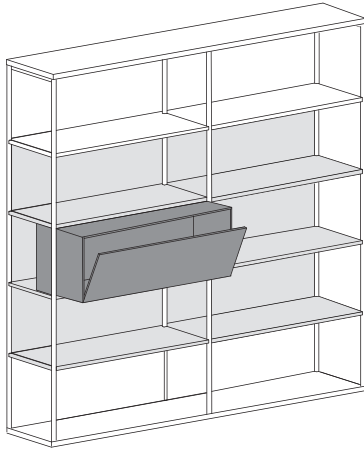
BY VICENT MARTÍNEZ, 2014

punt

CONTAINER MODULES MÓDULOS CONTENEDORES

The container modules can only be located in the shaded shelves as on the drawing. Never on the upper and lower spaces.

La ubicación de los módulos contenedores tendrá que ser siempre en los huecos interiores sombreados en el dibujo. No se podrán situar en los huecos superiores e inferiores.


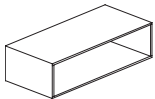


Upper space
Hueco superior

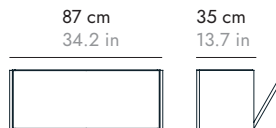
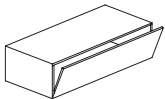
Lower space
Hueco inferior

OPTIONAL CONTAINER MODULES MÓDULOS CONTENEDORES OPCIONALES

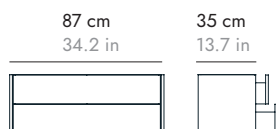
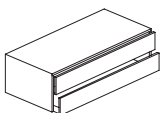
LOB201 Open container
Contenedor hueco



LOB204 Container with drop down hinged door
Contenedor con puerta abatible



LOB210 Container with 2 drawers
Contenedor con 2 cajones



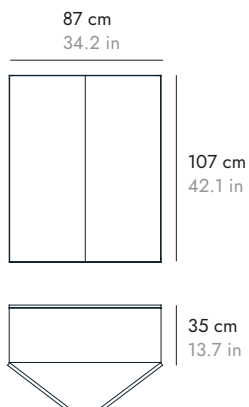
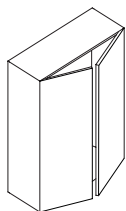
LITERATURA OPEN

BY VICENT MARTÍNEZ, 2014

punt

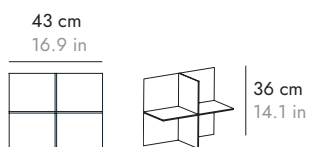
OPTIONAL CONTAINER MODULES MÓDULOS CONTENEDORES OPCIONALES

LOB501 Container with 2 doors
Contenedor con 2 puertas

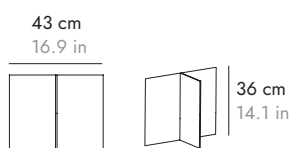


OPTIONAL CROSS PIECES CRUCETAS OPCIONALES

LOC100 Cross pieces for movable part
Cruceta para carro



LOC110 Cross pieces for movable part
Cruceta para carro



LITERATURA OPEN

BY VICENT MARTÍNEZ, 2014

punt

MATERIALS

Modules and panels.
MDF E1 (low formaldehyde content) with oak or natural walnut veneer.

The doors of the modules are handle-free and the drawers are fitted with full-extension runners.

Frame.

Structure (16x16mm) and shelves (16mm) in textured thermo-lacquered steel.

Castors.

Wheels in polyamide highly resistant to abrasion and chemical agents. Black finish.

MATERIALES

Módulos y paneles.
MDF E1 (bajo contenido en formaldehído) aplacado en madera de roble o nogal natural. Las puertas de los módulos no llevan tiradores y los cajones incorporan guías de extracción total.

Estructura.

Estructura (16x16mm) y estantes (16mm) de acero termo-lacado texturizado.

Ruedas.

Ruedas en poliamida de alta resistencia a abrasión y a agentes químicos. Acabado negro.

Wooden parts Partes de madera




SUPER MATT OAK
ROBLE SÚPER MATE
CHENE SUPERMATE
SUPER MATT EICHE
ROVERE OPACO




WHITENED OAK
ROBLE BLANQUEADO
CHENE BLANCHI
EICHE WEISS
ROVERE SBIANCATO




WALNUT STAINED OAK
ROBLE TEÑIDO NOGAL
CHENE TEINTÉ NOYER
EICHE NUSSBAUM
GEBEIZT
ROYERE TINTO NOLE




DARK GREY STAINED OAK
ROBLE TEÑIDO GRIS
CHENE TEINTE GRIS
DUNKELGRAU GEBEIZTE
EICHE
ROVERE TINTO GRIGIO
SCURO



EBONY STAINED OAK
ROBLE TEÑIDO ÉBANO
CHENE TEINTÉ ÉBÔNE
EICHE GEBEIZT
EBENHOLZ
ROVERE TINTO ÈBANO



SUPER MATT WALNUT
NOGAL SÚPER MATE
NOYER SUPER MATE
SUPERMATT WALNUSS
NOCE OPACO




WALNUT STAINED WALNUT
NOGAL TEÑIDO NOGAL
NOYER TEINTÉ NOYER
WALNUSS GEBEIZT
WALNUSS
NOCE TINTO NOCE



DARK STAINED WALNUT
NOGAL TEÑIDO OSCURO
NOYER TEINTÉ FONCÉ
WALNUSS DUNKEL
GEBEIZT
NOCE TINTO SCURO

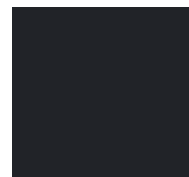
Cross pieces elements on wheels Crucetas para carros



WHITE
BLANCO
BLANC
WEISS
BIANCO

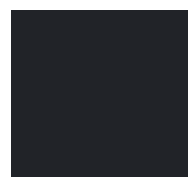


BRONZE
BRONCE
BRONZE
BRONZE
BRONZE



BLACK
NEGRO
NOIR
SCHWARZ
NERO

Frame Estructura



BLACK
NEGRO
NOIR
SCHWARZ
NERO